



**BONNET GRANDE CUISINE**

**Siège social:**

Rue des Frères Lumière - Z.I Mitry Compans  
77292 MITRY MORY Cedex

## **ADVANCIA PLUS, Electric cooking top, BAIN MARIE**

### **BAIN MARIE B1A9BM+4DE**




**3 mm Top**



**FlushTop**



**CleaningSystemPlus**



### **ADVANCIA PLUS ASSETS**

**3mmTop** : One piece 3mm thick stainless steel structure.

**FlushTop** : Module can be butt jointed.

**CleaningSystemPlus** : Plumbed to waste or to an independent container.

### **GENERAL**

- \* All stainless steel construction designed to avoid any infiltration.
- \* Unfailing sturdy equipment for direct wall fixation.
- \* Controls grouped together and recessed protecting them for impact and spillages.

### **BAIN MARIE**

- \* One piece radiused stainless well, available 400mm wide with a capacity of 4 GN1/3 containers 150mm deep.
- \* The well can accept GN 1/1, GN 1/3 and GN 1/2 without adaptor bars.
- \* Heat is provided by an armoured stainless element.
- \* Controlled by a 6 position simmerstat and heating indicator.
- \* Safety thermostat.
- \* Water supply to the well via solenoid with push button on the fascia and connection in flexible hose provided.
- \* Delivered with flush fitting stainless lid.

### **OPTION**

- \* One-piece wall or central top.

### **ACCESSORIES**

- \* See technical data : General features.

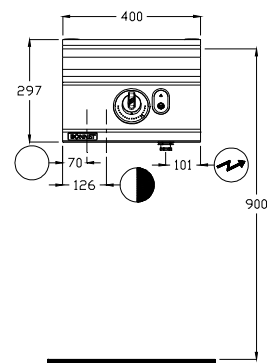
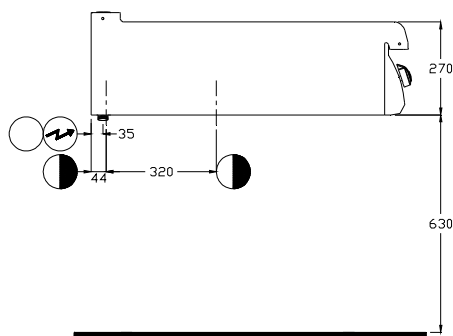
### **STANDARDS : Compliance with standards**

**EN 60335-2-50**: European standards relating to the safety of electric appliances.  
(French standards: Classification index C 73-850).

**IP 25 and IK 9**: Protection indexes.

**XP U 60-010**: Hygiene.



**B1A9BM+4DE**

**ELECTRICAL connection**

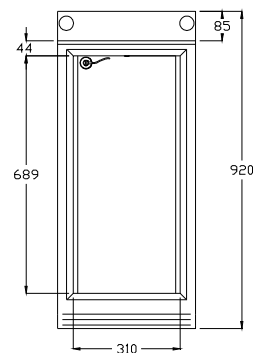
Electric inlet at 615mm from the floor  
(Flexible cable 1.5 m in length)


**POTABLE COLD WATER**

Water inlet at 600mm from the floor


**DRAIN**

Drain outlet at 535mm from the floor  
Delivered with drain set up at the back of  
the equipment, possibility to set up the  
drain outlet pipe at the front


**DIMENSIONS (mm)**

Width	400
Depth	920
Height	297

**PACKAGING (mm)**

Width	540
Depth	1060
Height	700

**WEIGHT (KG)**

30

**COMPOSITION OF TOP**

Number of GN 1/3 recipients	4
-----------------------------	---


**ELECTRICITY** (Single-phase or Three-phase 230V+E or 400V+N+E)

Power (kW)	230V a.c.	1.5
	230V 3a.c.	1.5
	400V 3Na.c.	1.5
Max intensity (A)	230V a.c.	6.5
	230V 3a.c.	6.5
	400V 3Na.c.	6.5


**POTABLE COLD WATER**

Pressure (Min / Max)	150/600 kPa (1.5 bars / 6 bars)
Max temperature	30°C
Nature	Filtered to 50 microns
Connection	Flexible Ø 20/27 female (3/4")


**DRAIN**

Connection	Smooth stainless steel tube Ø 25 + silicon tube
------------	---