

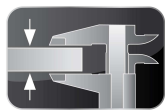


**BONNET GRANDE CUISINE**

**Siège social:**

Rue des Frères Lumière - Z.I Mitry Compans  
77292 MITRY MORY Cedex

## **ADVANCIA PLUS, Electric cooking unit, SOLID PLATE on open cupboard**



3 mm Top



FlushTop



CleaningSystemPlus



FullPowerSystem

### **SOLID PLATE B1A9CE+10PE**



*\* Shown with door  
kit Accessory*

### **ADVANCIA PLUS ASSETS**

**3mmTop** : One piece 3mm thick stainless steel structure

**FlushTop** : Module can be butt jointed.

**CleaningSystemPlus** : Plate that is flush with the worktop fitted over a channel.

**FullPowerSystem** : Temperature adjustment from 80°C to 500°C over 2 or 4 independent heating zones.

### **GENERAL**

- \* All stainless steel construction designed to avoid any infiltration.
- \* Unfailing sturdy equipment for direct wall fixation.
- \* Controls grouped together and recessed protecting them for impact and spillages.
- \* Appliance delivered with 200mm fixed stand with 4 adjustable feet.

### **SOLID PLATE**

- \* Fitted with one special iron plates 15mm thick, offering 48 dm<sup>2</sup> for close positioning of all sizes of pan.
- \* The unit is fitted with 4 hearths each 4000 Watts (or 3500 depending on the voltage) allowing rapid temperature rise with virtually no inertia.
- \* The cooking surface can shift from simmering to boiling or any possible combination.
- \* Each hearth is controlled by a thermostat with indicator light
- \* Thermal safety under each hearth.
- \* Channel drains to the rear.

### **OPEN CUPBOARD**

- \* Cupboard suitable for GN 1/1 cookware, stainless base with raised edges to prevent drips (1000mm wide).

### **OPTION**

- \* One-piece wall or central top.

### **ACCESSORIES**

- \* See technical data : General features.

### **STANDARDS : Compliance with standards**

**EN 60335-2-36 and EN 60335- 2-49**: European standards relating to the safety of electric appliances. (French standards: Classification index C 73-836 and C 73-849).

**IP 25 and IK 9**: Protection indexes.

**XP U 60-010**: Hygiene.



### B1A9CE+10PE



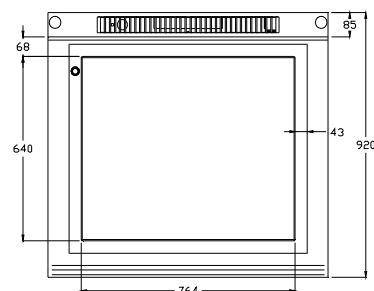
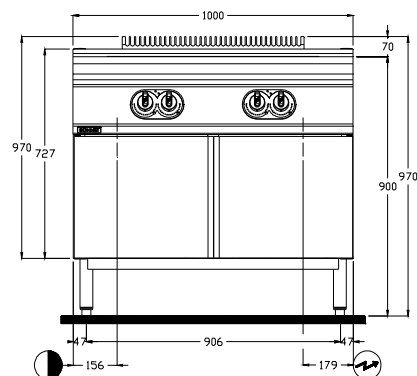
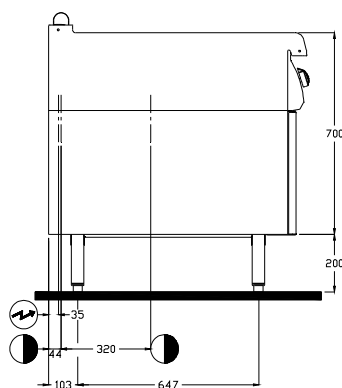
#### ELECTRICAL connection

Electric inlet at 615mm from the floor  
(Flexible cable 1.5 m in length)



#### DRAIN

Drain outlet at 535mm from the floor  
Delivered with drain set up at the back of the equipment, possibility to set up the drain outlet pipe inside the cupboard



#### DIMENSIONS (mm)

Width	1000
Depth x Height	920 x 970
Plate	764 x 640
Useful surface (dm <sup>2</sup> )	48

#### PACKAGING (mm)

Width	1140
Depth x Height	1090 x 1150

#### WEIGHT (KG)

165

#### COMPOSITION OF TOP

Hobs of 3.5 or 4 kW	4
---------------------	---

#### COMPOSITION OF THE BOTTOM PART

Width of cupboard	1000
-------------------	------



#### ELECTRICITY (Three-phase 230V+E or 400V+N+E)

##### Appliance

Power (kW)	230V 3a.c.	14
	400V 3Na.c.	16
Max. Intensity (A)	230V 3a.c.	40.3
	400V 3Na.c.	26.5

##### Accessory cupboard heating kit (to be added to the total power of the appliance)

Power (kW)	400V 3Na.c.	2
------------	-------------	---



#### DRAIN

Connection	Smooth stainless steel tube Ø 25 + silicon tube
------------	---