



BONNET GRANDE CUISINE

Registered office:

Rue des Frères Lumière - Z.I Mitry Compans

F-77292 MITRY MORY Cedex

OPTIMUM, Electric cooking unit, SMOOTH CHROMIUM PLANCHA on open cupboard



FlushTop



EasyCleaningSystem

SMOOTH CHROMIUM PLANCHA B107CL4PE



OPTIMUM ASSETS

FlushTop : Module can be butt jointed.

EasyCleaningSystem : Cooking juices recovered via a removable container in the fascia.

GENERAL

- * Upper structure totally stainless (top 2mm thick and inset side faces in 1.5mm laser welded)
- * All stainless steel construction designed to avoid any infiltration.
- * Unfailing sturdy equipment for direct wall fixation.
- * Controls grouped together and recessed protecting them for impact and spillages.
- * Appliance delivered with 200mm fixed stand with 4 adjustable feet.

CHROMIUM PLANCHA

- * Fitted with a 15mm thick smooth Martin steel plate, 545mm deep.
- * Hard chroming of plate: to avoid delicate products sticking and to benefit from a hard surface which allows thorough cleaning with a scraper without the risk of the surface degrading.
- * Heated by a bank of contact elements surrounded by a stainless box with rockwool insulation.
- * Controlled by thermostat permits regulation of plate temperature from 50 to 270°C: 1 Control for 400 mm wide units.
- * A channel for collecting the cooking juice at the front of the plate.

OPEN CUPBOARD

- * Cupboard suitable for GN 1/1 cookware, stainless base with raised edges to prevent drips.

OPTION

- * One-piece wall or central top.

ACCESSORIES

- * See technical data : General features.

STANDARDS : Compliance with standards


EN 60335-2-38 and EN 60335- 2-49: European standards relating to the safety of electric appliances. (French standards: Classification index C 73-838 and C 73-849).

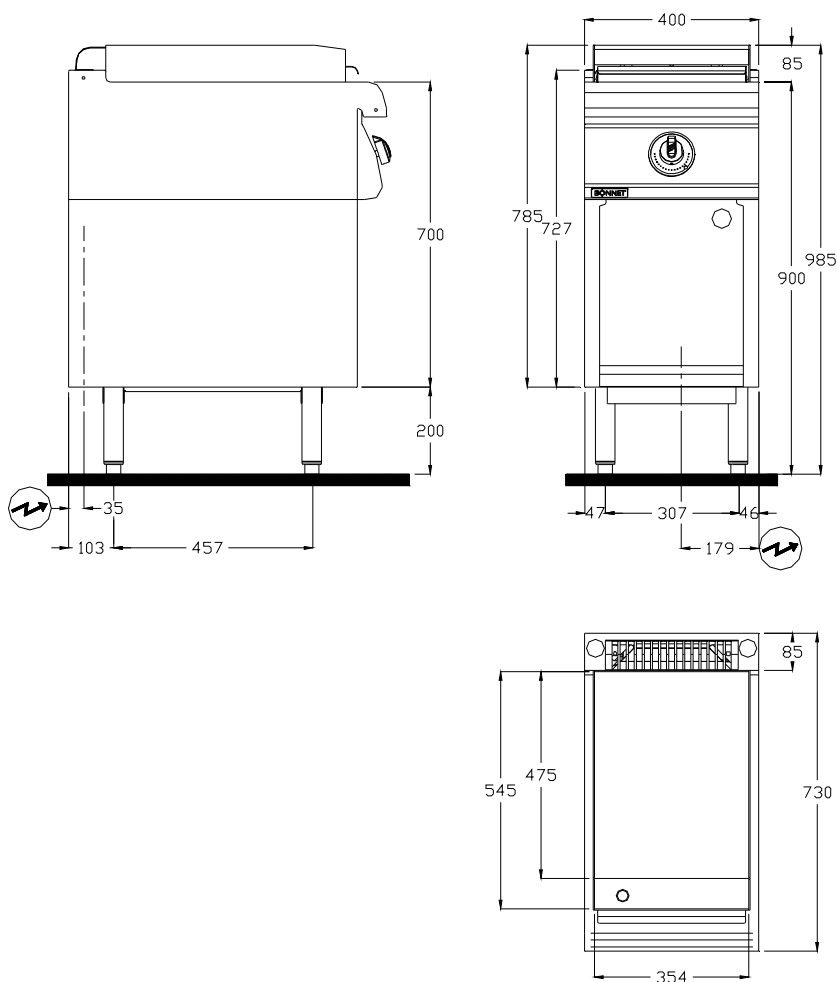
IP 25 and IK 9: Protection indexes.

XP U 60-010: Hygiene.



B107CL4PE

 **ELECTRICAL connection**
Electric inlet at 615mm from the floor
(Flexible cable 1.5 m in length)


DIMENSIONS (mm)

Width	400
Depth x Height	730 x 985
Plate	354 x 545
Useful surface (dm ²)	17

PACKAGING (mm)

Width	540
Depth x Height	1060 x 1150

WEIGHT (KG)


60

COMPOSITION OF TOP

Plate width 354	1
-----------------	---

COMPOSITION OF THE BOTTOM PART

Width of open cupboard	400
------------------------	-----

 **ELECTRICITY** (Three-phase 230V+E or 400V+N+E)

Appliance

Power (kW)	230V 3a.c.	3.9
	400V 3Na.c.	3.9
Max. Intensity(A)	230V 3a.c.	9.8
	400V 3Na.c.	5.7

Accessory cupboard heating kit (to be added to the total power of the appliance)

Power (kW)	230V 3a.c.	1
	400V 3Na.c.	1