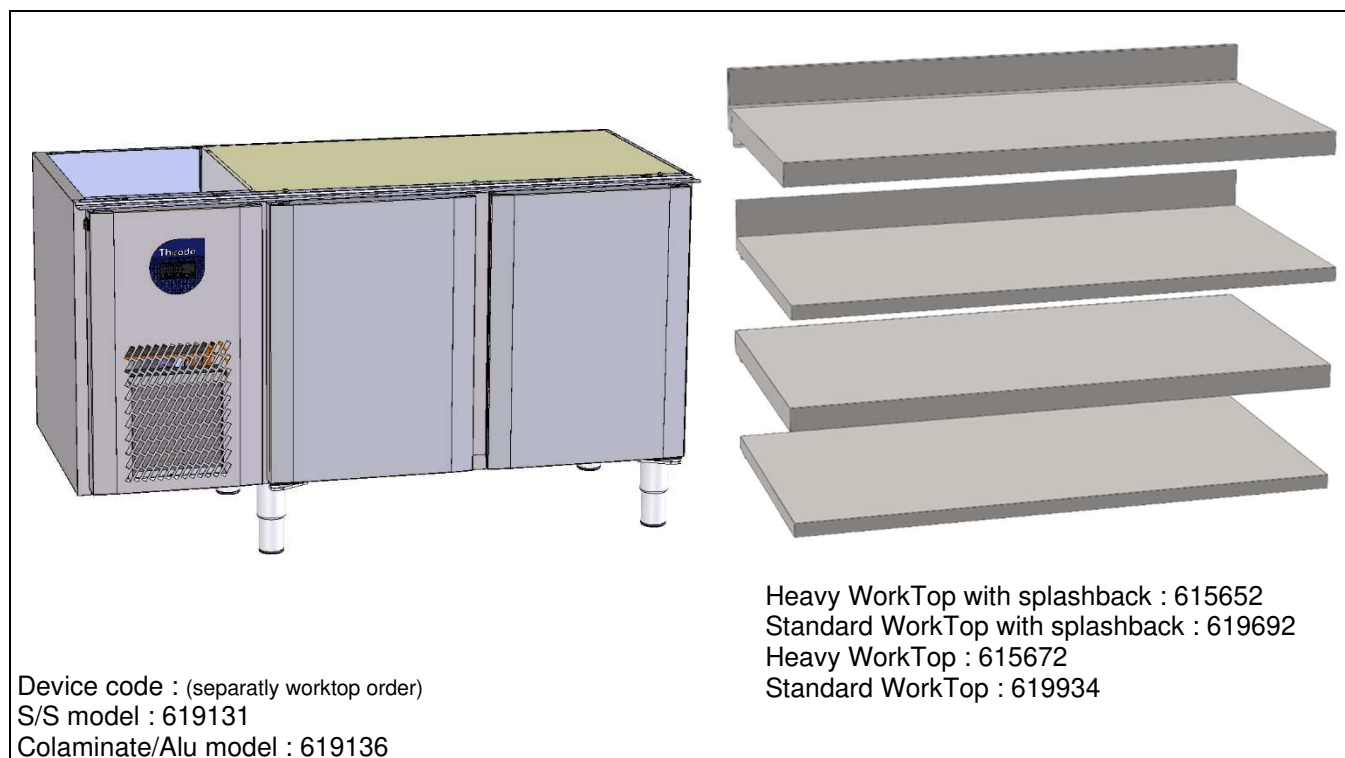


High Temp GN 1/1 - Depth 700

Integral 2 doors model



- * The **high temp** (0° à +12°C) refrigerated counter is designed to stock foodstuffs for an ambient temperature of 43°C. It works with R290 fluid.
- * Capacity of **266 liters**. Delivered with 2 trayslide and 1 S/S shelf GN1/1 per door. The counter can fitted 8 shelves or bac (55mm), step 60mm.
- * Regulation by electronic display, on/off switch, power indicator light and high and low temperature alarm, visual and audible.
- * Automatic desfrost and vaporized defrost water by hot gas.
- * 304 S/S or aluminium Inner shell.
- * 304 S/S or colaminate external 3 faces. Anti corrosion galvanized unit support, external back and bottom.
- * Fungicidal magnetic door gasket. Spring loaded hinges for automatic door closing with 90° dwell.
- * S/S legs with adjustment for leveling (height 195 +25mm/-45mm).
- * Cataphoresis treated evaporator.
- * Bi-directional ventilation for temperature uniformity in the enclosure (Delta T °: <2 ° K).


OPTIONS et ACCESSORIES

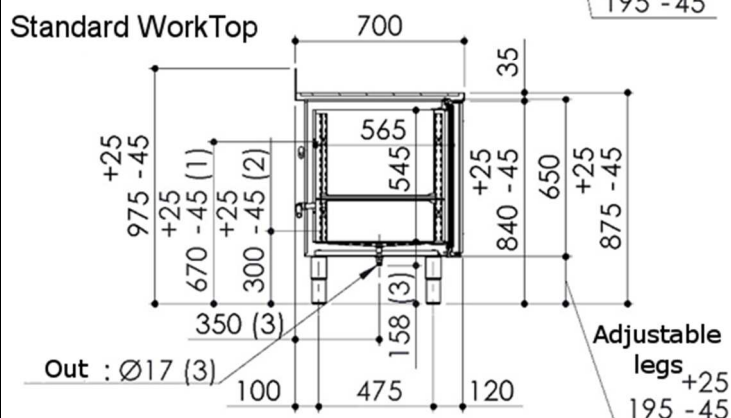
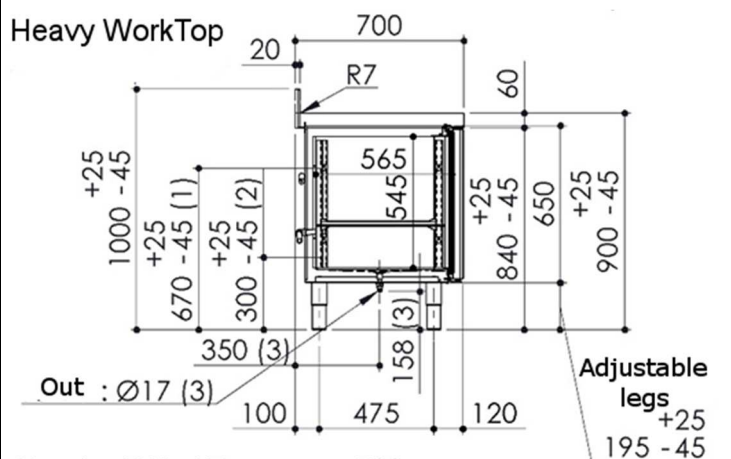
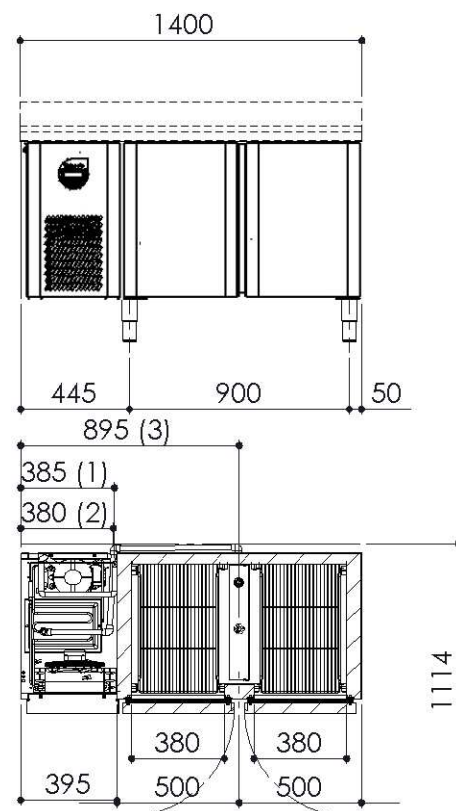
- | | |
|--|------------------|
| - Heavy WorkTop with splashback | - Castors |
| - Standard WorkTop with splashback | - S/S back cover |
| - Heavy WorkTop | |
| - Standard WorkTop | |
| - Sink (370 × 340 × 150) | |
| - Lock per door | |
| - USB recorder | |
| - Radius inner bottom (304 S/S or aluminium) | |
| - 2 drawers 1/2 | |
| - 3 drawers 1/3 | |
| - Automatic closing reminder with damper for drawer unit 1/2 | |
| - Automatic closing reminder with damper for drawer unit 1/3 | |
- Accessoires :
- GN 1/1 S/S shelf
 - 2 × tray slide for 1 shelf

Other options and accessories (on request): Electric re-evaporation of defrost water, base for masonry plinth, technical compartment reversal, composition strip kit for drawer bin or castor kit.

High temp model 2 doors integral

Technical characteristics

Dimensions (mm)		Nominal height (+25/-45)			Width	Dep.
		Heavy WorkTop	Standard WorkTop	Without WorkTop		
	External	900	875	845	1400	700
	Inner	545			380/door	565
Weigh (Kg)						
	Gross	150				
Electricity						
	Voltage	230V 1~				
	Frequency	50 Hz				
	Protection	aM 2 A				
	Maximum power	220 W				
Refrigerated system						
	Refrigerating power	425 W à -10/+45°C				
	Compressor type	Hermetic				
	Evaporator type	Ventilated				
	Fluid	R290				
	Acoustic pressure	31dBA				
	Heat release	4320 W/24H				
	Gas expansion	Capillary				
	Condensation	Air				
Capacities						
	Gross volume (L)	266				
	Shelves	GN 1/1 325x530 (1/door)				
	Max. level number	8 per door, step 60mm				
Temperatures						
	Max. ambient	+43°C				
	Climate class	5 (40°C / 40% Hr)				
	Temperature rang	-2/+12°C				
	Energetic class	C / 2.61 KW/24h				
Construction						
	Type	Monoshell				
	External	3 faces 304 S/S or colam., external galva. sheet back and bottom				
	Inner	304 S/S or aluminium				
	Insulation	Polyurethane th.60mm				
Standard						
		Safety : EN 60 335-1 Hygiene : NF EN 1672-2				



- (1) : Electric connexion
(2) : Defrost water out
(3) : Drain option

This document is not contractual n° 6TE657449-1120 - THIRODE reserves the right to improve or modify its products without notice

Thirotde

Rue des Frères Lumière - Z.I. Mitry Compans - 77292 MITRY MORY cedex
Tél.01 64 67 61 00 - Fax.01.64.67.61.01