












		Model	OREANE LF500A	
		Code Production	917475	
Interface :				
				
	Overall Dimension (Width-Depth-Height) *open		mm	575x605(1005*)x820
	Packaging Dimension (WxDxH)		mm	690x670x980
	Gross weight		Kg	62
	Net weight		Kg	56
	Volume		mc	0,45
	Rack size		mm	500x500
	Max door /hood opening		mm	365
	Max glasses/plate Height		mm	325
	General construction			single skin
	Door/hood Construction			double skin
	Tank construction			welded
	Tank volume		liter	20
	Tank heating element		W	2100
	Tank surface strainers			composite
	Wash pump type			double flow
	Wash pump power		W	470
	Wash temperature		°C	60
	Boiler type			pressurized
	Boiler volume		liter	6
	Back-flow system			valve
	Boiler heating element		W	4900
	Rinse booster pump			no
	Rinse booster pump power		W	-
	Rinse temperature		°C	80
	Rinse water consumption		Liter /rack	2,6
	Optimal external water pressure		bar	2 - 4
	Drain system			overflow
	Drain pump			optional
	Rinse aid dispenser			YES
	Detergent dispenser			optional
	Wash cycle		sec	60 - 90 - 150
	Electric Power		W	5400
	Electric Connection		V - ph - Hz	400V 3N 50Hz
	Fuse		A	16
	Water softner			YES
	Plates racks		N°1	780072
	Flat Rack		N°1	780135
	Cutterly Rack		N°1	780139
	Electric cable			YES

	Drain hose	YES
	Fill hose	YES

