











		Model	OREANE LV PRO 500A	
		Code Production	917481	
Interface : 				
				
	Overall Dimension (Width-Depth-Height) *open		mm	600x600(885*)x720
	Packaging Dimension (WxDxH)		mm	690x670x870
	Gross weight		Kg	61
	Net weight		Kg	55
	Volume		mc	0,45
	Rack size		mm	500x500
	Max door /hood opening		mm	285
	Max glasses/plate Height		mm	255
	General construction			double skin
	Door/hood Construction			double skin
	Tank construction			deep drawn
	Tank volume		liter	15
	Tank heating element		W	2100
	Tank surface strainers			composite
	Wash pump type			double flow
	Wash pump power		W	470
	Wash temperature		°C	60
	Boiler type			without pressure
	Boiler volume		liter	6
	Back-flow system			break tank
	Boiler heating element		W	4900
	Rinse booster pump			YES
	Rinse booster pump power		W	200
	Rinse temperature		°C	65 (80)
	Rinse water consumption		Liter /rack	2,2
	Optimal external water pressure		bar	2 - 4
	Drain system			deep drain
	Drain pump			standard built in
	Rinse aid dispenser		peristaltic	YES
	Detergent dispenser		peristaltic	YES
	Wash cycle		sec	60 - 120 -150
	Electric Power		W	5400
	Electric Connection		V - ph - Hz	400V 3N 50Hz
	Fuse		A	16
	Water softner		type continuous	YES
	Plates racks		n°1	780072

►	Flat Rack	n°1	780135
	Support for saucers	n°-	NO
	Cutterly Rack	n°1	780139
	Electric cable	n°1	YES
	Drain hose	n°1	YES
	Fill hose	n°1	YES

