












	Model	OREANE LF PRO 500	
	Code Production	917482	
Interface :			
			
			
	Overall Dimension (Width-Depth-Height) *open	mm	600x600(985*)x820
	Packaging Dimension (WxDxH)	mm	690x670x980
	Gross weight	Kg	65
	Net weight	Kg	59
	Volume	mc	0,45
	Rack size	mm	500x500
	Max door /hood opening	mm	385
	Max glasses/plate Height	mm	325
	General construction		double skin
	Door/hood Construction		double skin
	Tank construction		fully deep drawn
	Tank volume	liter	15
	Tank heating element	W	2100
	Tank surface strainers		composite
	Wash pump type		double flow
	Wash pump power	W	470
	Wash temperature	°C	60
	Boiler type		without pressure
	Boiler volume	liter	6
	Back-flow system		break tank
	Boiler heating element	W	4900
	Rinse booster pump		YES
	Rinse booster pump power	W	200
	Rinse temperature	°C	80
	Rinse water consumption	Liter /rack	2,6
	Optimal external water pressure	bar	1 - 4
	Drain system		deep drain
	Drain pump		standard built in
	Rinse aid dispenser		YES
	Detergent dispenser		YES
	Water softner		NO
	Wash cycle	sec	60 - 120 - 150 - continuous
	Electric Power	W	5400
	Electric Connection	V - ph - Hz	400V 3N 50Hz
	Fuse	A	16
	Plates racks	N°1	780072
	Flat Rack	N°1	780135
	Cutterly Rack	N°1	780139

	Electric cable	YES
	Drain hose	YES
	Fill hose	YES

